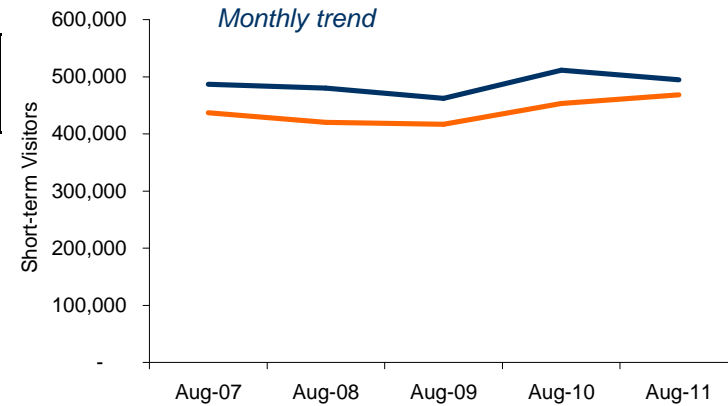
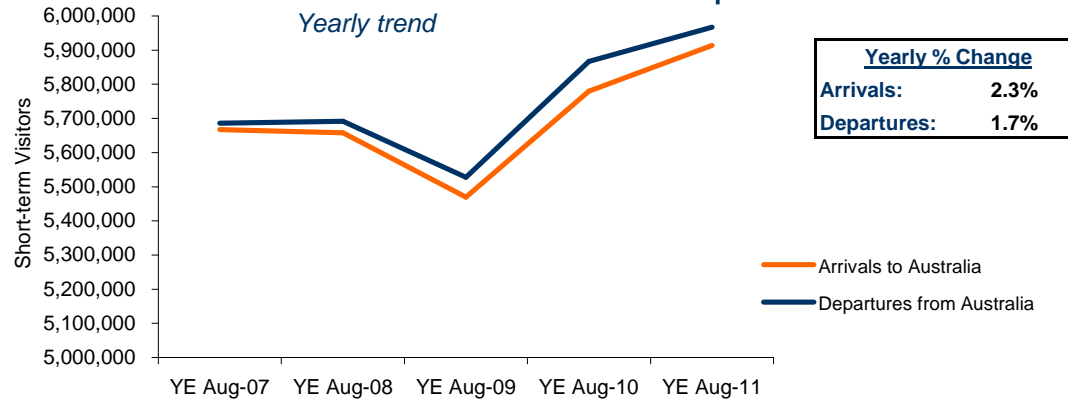


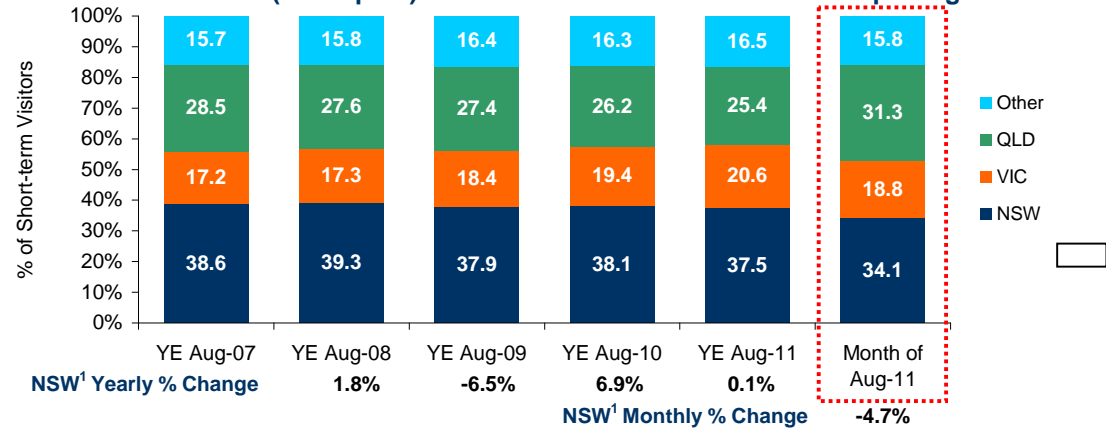
Overseas Arrivals and Departures Snapshot

AUGUST 2011

Short-term International Visitor Arrivals and Departures: Australia



Main State (time spent): Short-term International Visitors Departing Australia



How has international visitor movement changed?

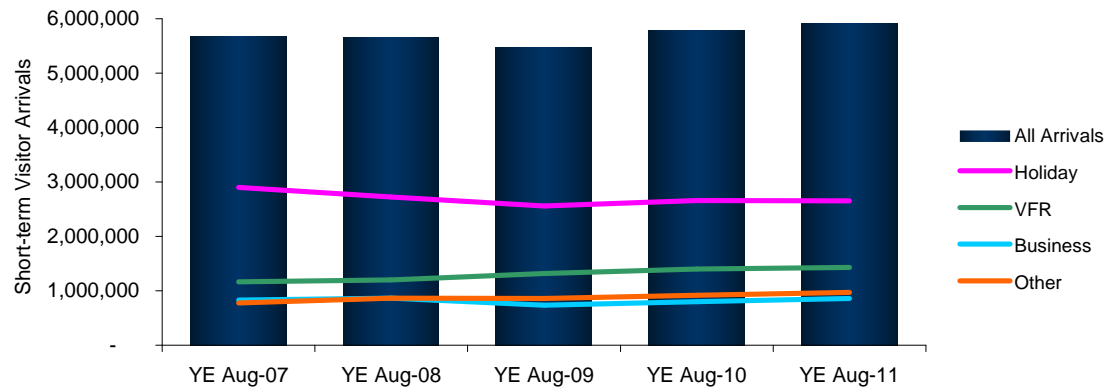
International short-term visitor **arrivals** to Australia increased by 3.4% in the month of August 2011, compared to the same month last year. However, international short-term visitor **departures** declined for the third month in a row (-3.3%). On a yearly basis, both international visitor arrivals and departures increased, by 2.3% and 1.7% respectively. Of all short-term international visitors departing Australia, 37.5% spent most time in NSW in the year to August 2011. The actual number of visitors who spent most time in NSW remained relatively steady when compared to the year to August 2010. In monthly terms, international visitors to NSW fell by 4.7% while Victoria also recorded a decline (-0.6%) for the first time since March 2009.



Overseas Arrivals and Departures Snapshot

AUGUST 2011

Short-term International Visitor Arrivals by Purpose: Australia

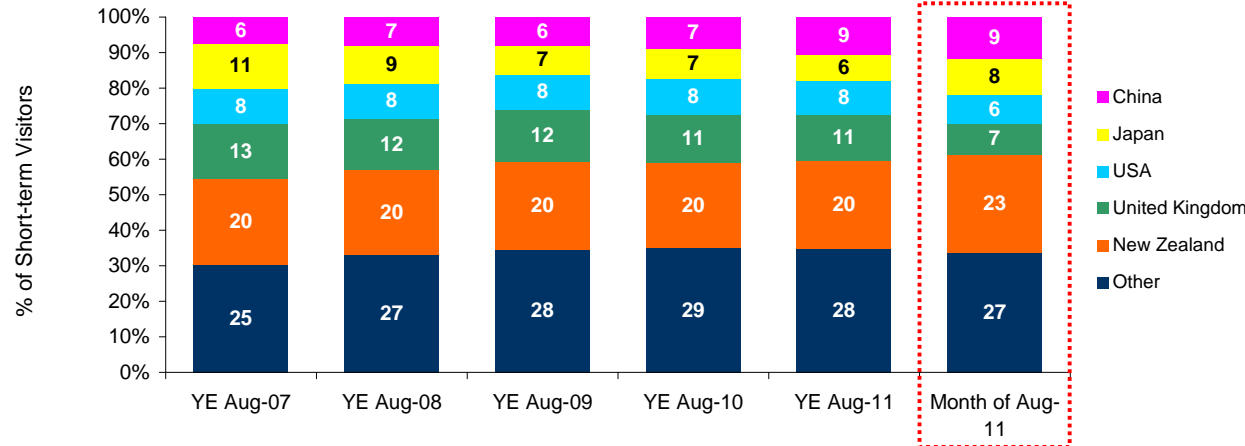


Why are they here and where are they from?

The increase in short-term international visitor arrivals in the year-ending August 2011 was led by three of the four main 'purpose-of-visit' categories. Business visitors recorded the largest increase (up 6.9%), followed by visitors for 'other' purposes (including education and employment), which rose by 5.7%, while visiting friends and relatives grew by 2.4%. Holiday visitors to Australia declined for the first time since May 2010 (-0.3%).

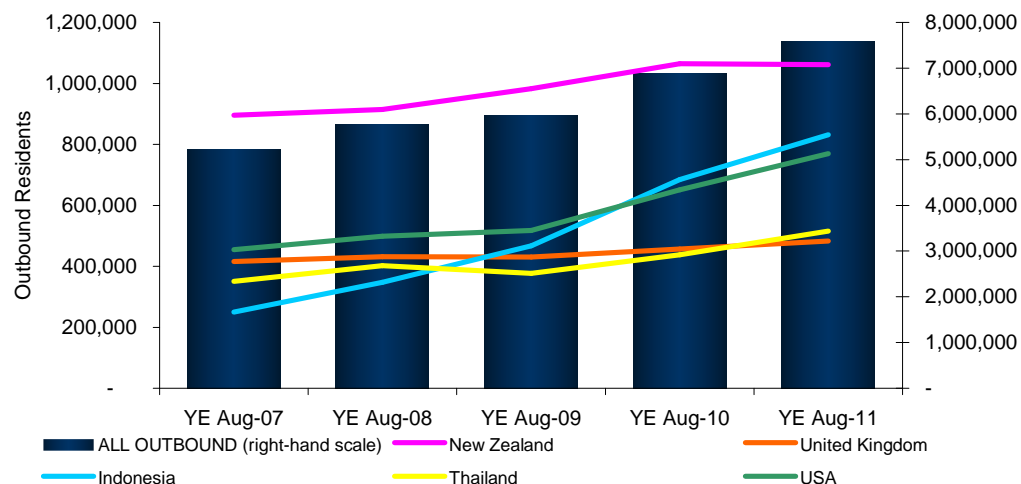
The increase in visitors to Australia in the month of August reflects a significant growth in visitors from Indonesia (139.2%), Malaysia (33.5%) and China (20.9%). Largest declines were recorded by the US (-17.4%), Japan (-16.4%) and Hong Kong (-10.9%). In annual terms, China (+21.1%), Indonesia (+20.3%) and Malaysia (+14.9%) saw the largest increase, while Japan, the US and the UK recorded a fall.

Top 5 Source Markets % Share: Australia



1	New Zealand	7.0%
2	China	20.9%
3	USA	-17.4%
4	UK	-0.6%
5	Japan	-16.4%
6	Singapore	0.9%
7	Malaysia	33.5%
8	Korea	-2.5%
9	Hong Kong	-10.9%
10	North Africa	-18.8

Australian Resident Departures: Top 5 Destinations



Where are Australians going?

Although Australian resident departures continue to grow strongly, the pace of increase has moderated somewhat to 10.2%, from 15.3% around the same time last year. Growth continued to be mainly concentrated around Asian destinations, which accounted for around 54.8% of the overall growth in outbound travel. Four of the top five outbound destinations recorded increases in the number of Australian visitors in the year to August 2011; New Zealand was the only destination that saw a slight decline, however continues to receive the largest number of Australian visitors. Across Asian destinations, outbound travel to Indonesia grew at the fastest pace in the year to August 2011 (up by 21.4%). Outbound travel to the USA and Thailand also grew strongly, up 18.3% and 17.7% respectively while visitation to the UK grew by 5.7% over the year.

Notes:

¹ NSW % Change based on the actual (original, non-seasonally adjusted) number of short-term visitors departing Australia who claimed that they spent the most time in NSW

Short-term visitors are defined as visitors who stay in Australia less than 12 months

Outbound residents are those temporarily departing Australia (for a period of less than 12 months)

Main State is measured by visitors nominating the state in which most time was spent upon departure from Australia

Source:

The Overseas Arrivals and Departures information included in this report is extracted from the Overseas Arrivals and Departures (OAD) data, published by the Australian Bureau of Statistics. OAD information is collated from passenger cards. These statistics refer to airport movements, short-term visitor arrivals to Australia, or short term resident departures from Australia.

[Full Overseas Arrivals and Departures report \(cat.no. 3401.0\) from the ABS](#)