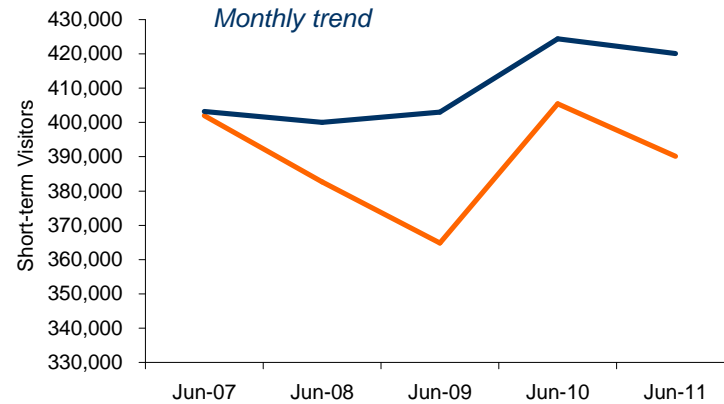
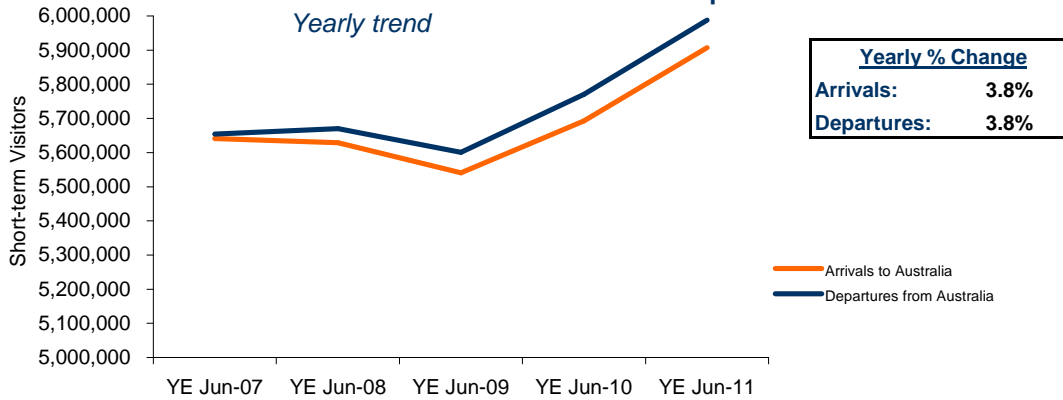




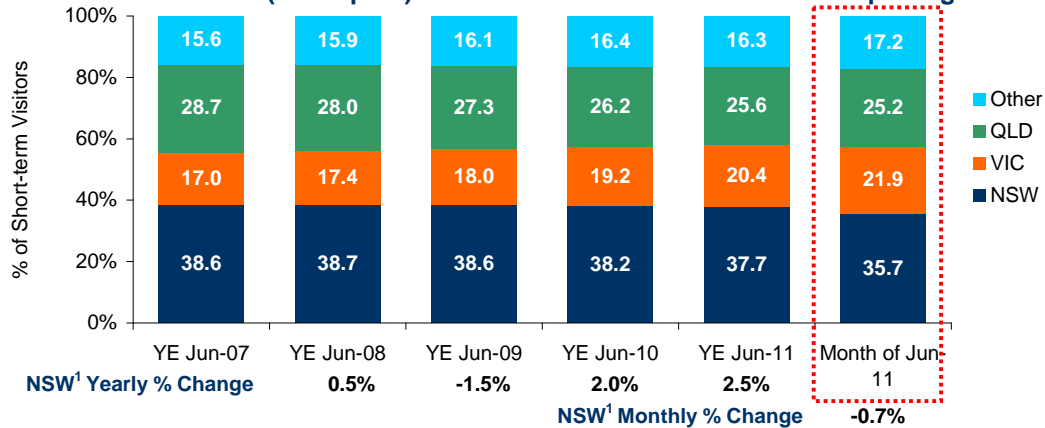
Overseas Arrivals and Departures Snapshot

JUNE 2011

Short-term International Visitor Arrivals and Departures: Australia



Main State (time spent): Short-term International Visitors Departing Australia



How has international visitor movement changed?

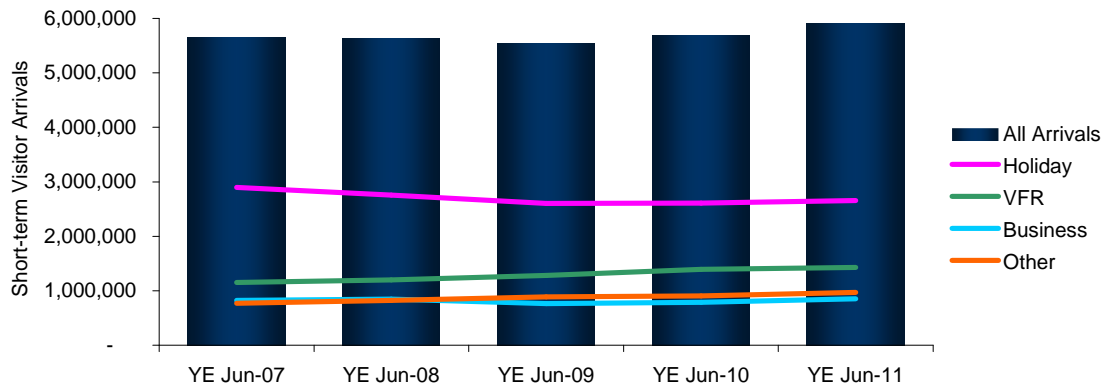
Inbound visitation to Australia continued its weakness seen over the past few months. International short-term visitor **arrivals** to Australia declined by 3.8% in the month of June 2011, compared to the same month last year. International visitor **departures** also declined by 1.0%. On a yearly basis, both international visitor arrivals and visitor departures recorded a rise of 3.8%. Of all short-term international visitors departing Australia, 37.7% spent most time in NSW in the year to June 2011. The actual number of visitors who spent most time in NSW increased by 2.5% in the year, somewhat less than the national average. In monthly terms, international visitors to NSW fell by 0.7% while Victoria continued to record robust growth of 7.5% in the month of June.



Overseas Arrivals and Departures Snapshot

JUNE 2011

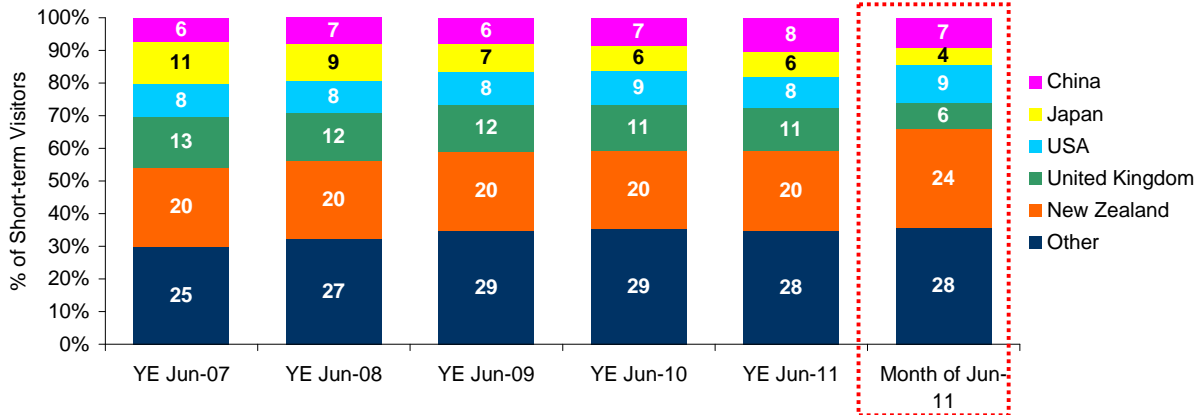
Short-term International Visitor Arrivals by Purpose: Australia



Why are they here and where are they from?

The increase in visitor arrivals over the year to June 2011 continues to be broad-based across the main purpose-of-visit categories, with business and 'other' visitors making the largest contributions to growth. In fact, business visits continued to record the largest increase over the year (up by 8.5%). Visitors for 'other' purposes (including education and employment) rose by 6.7% while holiday travel, the main purpose for visiting Australia, increased by 1.9% over the year. The softening in growth in visitors to Australia over the year was mainly reflective of an easing in visitor growth from a number of Asian source markets such as Japan, Indonesia and Korea and an actual fall in visitors from the US.

Top 5 Source Markets % Share: Australia



Top 10 Source Markets

% Change Jun-11 vs Jun-10

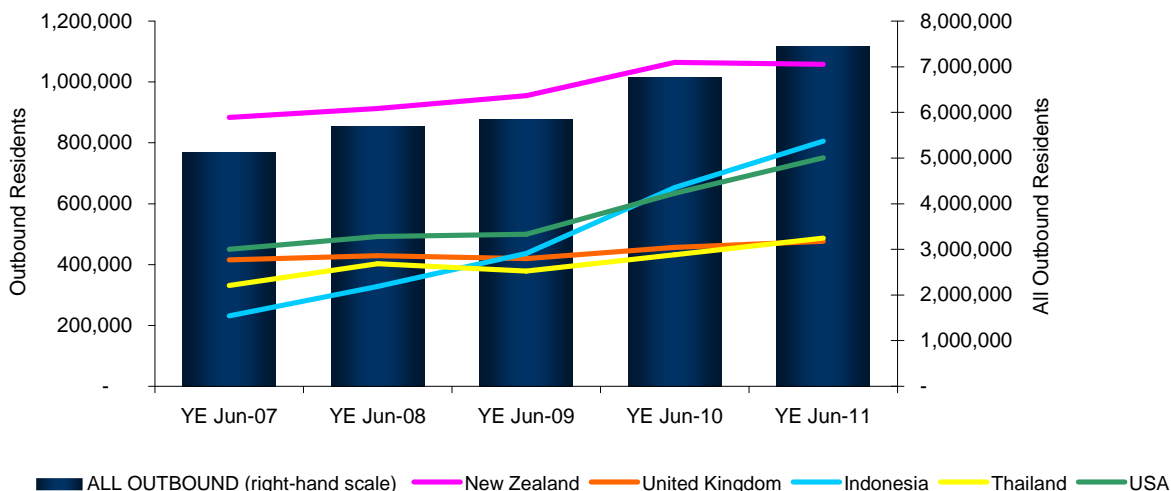
1	New Zealand	-3.7%
2	UK	-3.8%
3	USA	-11.9%
4	Japan	-27.5%
5	China	24.1%
6	Singapore	5.0%
7	Korea	-12.1%
8	Malaysia	-20.4%
9	Germany	2.9%
10	Hong Kong	-2.8%



Overseas Arrivals and Departures Snapshot

JUNE 2011

Australian Resident Departures: Top 5 Destinations



Where are Australians going?

While growth in Australian outbound travel continued to be strong it appears to be slowing somewhat from the levels of growth seen last year. The total number of Australian residents travelling overseas grew by 9.9% over the year to June 2011. Growth continued to be mainly concentrated around Asian destinations, which accounted for roughly 58% of the overall growth in outbound travel. Of the top five outbound destinations, New Zealand continued to receive the largest number of visits by Australians although the number of trips decreased slightly in the year. Across Asian destinations, outbound travel to Indonesia continued to grow at the fastest pace in the year to June 2011 (up by 23.4%). Outbound travel to the USA has also been growing strongly, by around 18.3% over the year, largely supported by the strength in the exchange rate and competitive airfares. Visitation to Thailand and the UK grew by 12.6% and 4.5% respectively over the year.

Notes:

¹ NSW % Change based on the actual (original, non-seasonally adjusted) number of short-term visitors departing Australia who claimed that they spent the most time in NSW

Short-term visitors are defined as visitors who stay in Australia less than 12 months

Outbound residents are those temporarily departing Australia (for a period of less than 12 months)

Main State is measured by visitors nominating the state in which most time was spent upon departure from Australia

Source:

The Overseas Arrivals and Departures information included in this report is extracted from the Overseas Arrivals and Departures (OAD) data, published by the Australian Bureau of Statistics. OAD information is collated from passenger cards. These statistics refer to airport movements, short-term visitor arrivals to Australia, or short term resident departures from Australia.

[Full Overseas Arrivals and Departures report \(cat.no. 3401.0\) from the ABS](#)

